

Paper submission via EDAS system

A step by step guide for submitting papers to ICFDA18 through the online EDAS system:

1) Visit the conference website, from the “Submission” tab choose “Paper Submission” option:



2) From the “Paper Submission” page, click on EDAS, this link will lead to the EDAS system for paper submission.



Paper Submission

Paper Submission

- Papers can be submitted by ONE of the following:
 1. Directly via email to icfda18@ju.edu.jo
 2. Using the on-line **EDAS** submission system (activating an EDAS account)
- ❖ This submission must be completed on or before the “submission of regular and student papers” deadline shown under “Important Dates” on this web site.

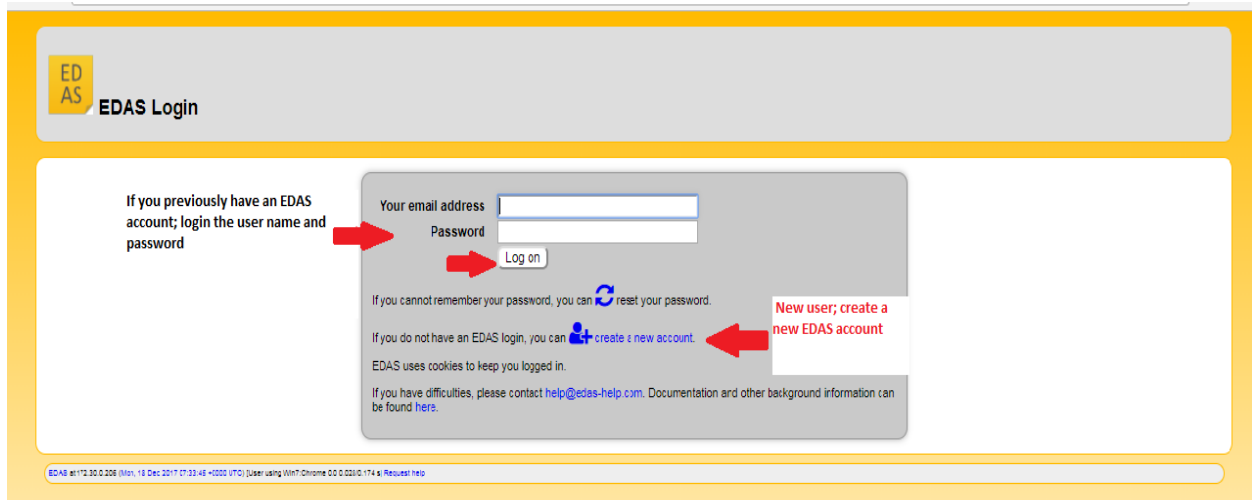
Important Dates	
Title	Date
Submission of tutorials and special sessions proposals	February 15, 2018
Submission of regular and student papers	March 1, 2018
Notification of acceptance	May 2, 2018
Submission of camera-ready papers	May 25, 2018

3) Obtaining an EDAS account

All authors of the paper need to obtain a username and password from the on-line EDAS submission system. This can be done in one of two ways:

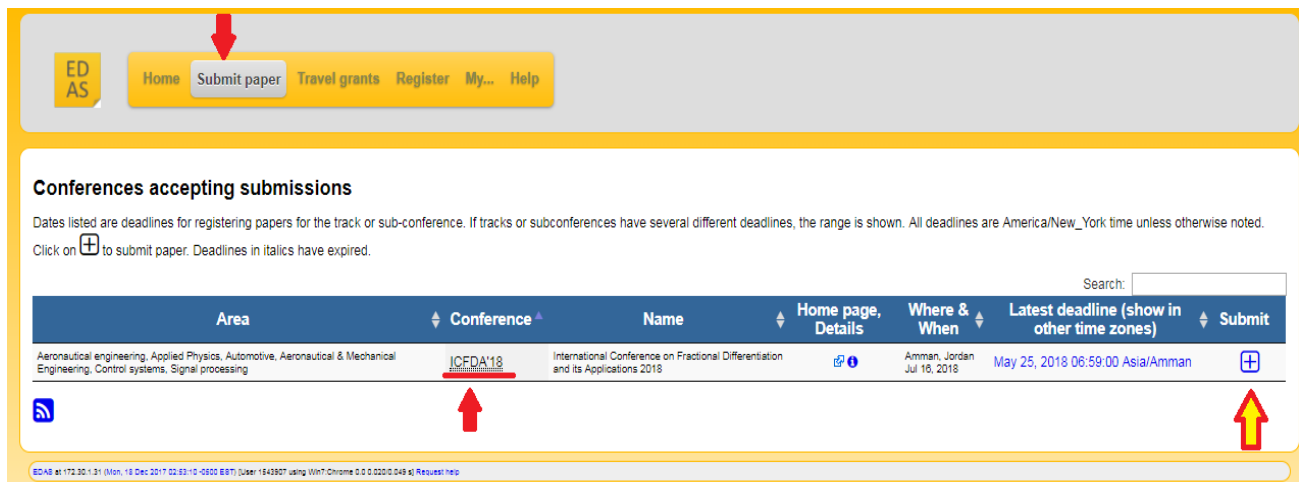
- If an author have used the EDAS system previously, for this or any other conference, then they already have an account on the system. Thus, there is no need to create a new account. They simply need to use their existing account. The username will be the author's email. If they cannot remember their password, then they can ask EDAS to reset it for them by following the link EDAS PASSWORD RESET.
- If an author is a new user of the EDAS system, then they can create a new account by following the link NEW EDAS ACCOUNT.

Each author need to make a note of their username and password as they will need them to make more submissions, edit existing submissions, update personal information, and submit camera-ready version of papers. After registration, the information will be sent to your email immediately.



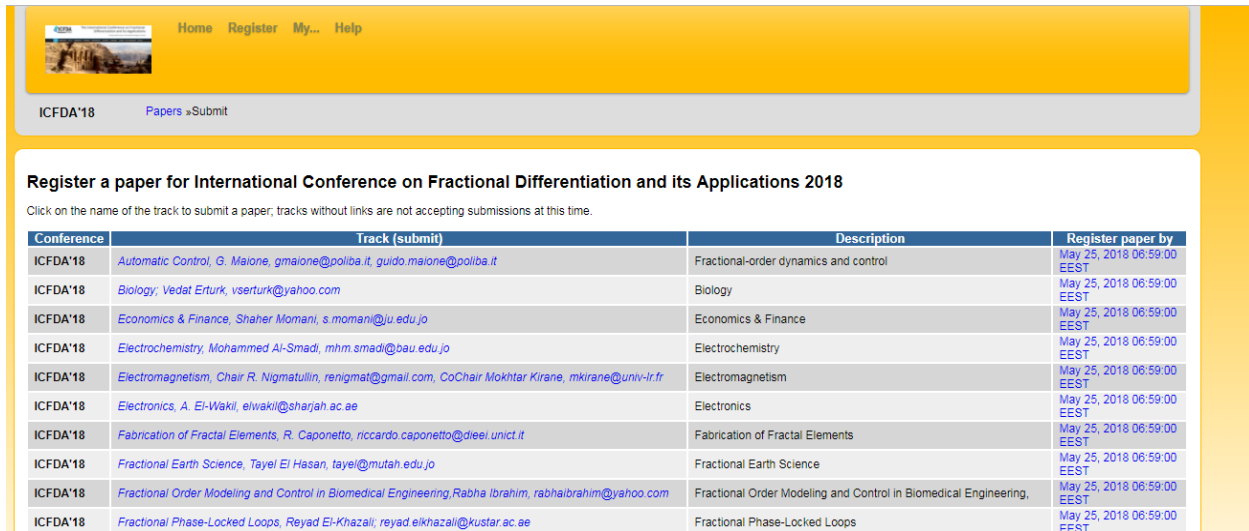
4) Submit Paper

After entering the EDAS homepage, for submitting the paper, choose the "Submit paper" tab. In the page search engine, search for "ICFDA'18" conference, the conference website link will be visible as illustrated below. Then choose the "Submit" icon, this will lead you to the Track page.



5) Choosing the Track

You will be asked to **choose the track** that you want to submit your paper to based on the paper content (tracks are listed as illustrated below).



Home Register My... Help

ICFDA'18 Papers »Submit

Register a paper for International Conference on Fractional Differentiation and its Applications 2018

Click on the name of the track to submit a paper; tracks without links are not accepting submissions at this time.

Conference	Track (submit)	Description	Register paper by
ICFDA'18	Automatic Control, G. Maione, gmaione@poliba.it, guido.maione@poliba.it	Fractional-order dynamics and control	May 25, 2018 06:59:00 EEST
ICFDA'18	Biology, Vedat Erturk, vserturk@yahoo.com	Biology	May 25, 2018 06:59:00 EEST
ICFDA'18	Economics & Finance, Shaher Momani, s.momani@u.edu.jo	Economics & Finance	May 25, 2018 06:59:00 EEST
ICFDA'18	Electrochemistry, Mohammed Al-Smadi, mhm.smadi@bau.edu.jo	Electrochemistry	May 25, 2018 06:59:00 EEST
ICFDA'18	Electromagnetism, Chair R. Nigmatullin, renigmat@gmail.com, CoChair Mokhtar Kirane, mkirane@univ-ir.fr	Electromagnetism	May 25, 2018 06:59:00 EEST
ICFDA'18	Electronics, A. El-Wakil, elwakil@sharjah.ac.ae	Electronics	May 25, 2018 06:59:00 EEST
ICFDA'18	Fabrication of Fractal Elements, R. Caponetto, riccardo.caponetto@dieei.unict.it	Fabrication of Fractal Elements	May 25, 2018 06:59:00 EEST
ICFDA'18	Fractional Earth Science, Taye El Hasan, tayei@mutah.edu.jo	Fractional Earth Science	May 25, 2018 06:59:00 EEST
ICFDA'18	Fractional Order Modeling and Control in Biomedical Engineering, Rabha Ibrahim, rabhaibrahim@yahoo.com	Fractional Order Modeling and Control in Biomedical Engineering,	May 25, 2018 06:59:00 EEST
ICFDA'18	Fractional Phase-Locked Loops, Reyad El-Khazali, reyad.elkhazali@kustar.ac.ae	Fractional Phase-Locked Loops	May 25, 2018 06:59:00 EEST

6) Submission

After choosing the track,

(i) You will be asked to enter the paper title, keywords and abstract text and choose from the sub-topics under the chosen track. Please make sure that the **title and abstract MATCHES EXACTLY those in the PDF file.**

(ii) You will be asked to add authors of your paper. This can be done by clicking on the (+) icon next to the "Authors" entry. You can also use the up (^) and down (v) icons next to each author (after adding them) to order the authors. Please make sure that the **authors MATCHES EXACTLY in number and order with those in the PDF file.**

(iii) You will be asked to upload the PDF file containing your proposal. If all necessary information has been entered, the system will display a short message giving you the ID number of your paper. You will also receive an e-mail notification with the details of your submission. If you do not see the confirmation page after uploading your file, you may not have successfully completed your file upload. If you encounter trouble, please contact the Conference General Chair.

Once you have all the information filled in, click on the "Submit" button at the bottom of the page. This will lead to a page that acknowledges your paper's registration and allows you to add authors. A confirmation e-mail will be sent to you.

Adding Authors

Add authors by following the link after registering the paper or going to your EDAS home page and following the link for your paper. Note that your paper has to have at least one author before you can submit a manuscript.

Add author to [#1045108175: Using Fluorescent Lighting for Synthesis of](#)



Choose from list or ...

Last name, email address or EDAS ID

In the form above, enter each author using either their EDAS identifier, email address or their last name. Each author must be registered in EDAS. You will then be prompted to choose among existing EDAS entries:

Add author to [#1048703120: A](#)



<input type="radio"/>	Myra Einstein	N
<input type="radio"/>	(email address invalid) Einstein Lubrin	U

If an author is not yet registered in EDAS, you will be prompted for the information (name, email address, affiliations, ...) to register them and they will receive an email with their password.

Add author to [#104910146: Using Fluorescent Lighting for Synthesis of](#)



There is no matching name. Please add:

Title

*First name (please spell out, i.e., Jane instead of J.)

Middle initial, if any

*Last name (mixed case, i.e., Smith instead of SMITH)

*Affiliation

Department

*Country

*Email address

*Status

* denotes required field

You cannot add records for authors that already have EDAS accounts. There are no correspondence authors, as all authors are notified by email after their paper has been reviewed.

Submitting and Uploading your Paper

After registering your paper submission, you must upload your actual paper, typically a PDF file. (Each conference decides which paper formats are acceptable.)

To upload your paper right after registering your submission, simply follow the EDAS instructions on the acknowledgement page.

Alternatively, you can upload your paper later from your EDAS homepage. From there, you can upload your paper by clicking on the icon in the line that shows your paper's basic information.

After you return to your EDAS homepage, you will see your uploaded paper. If you click on the paper number, you will see the paper details. If you click on the paper under "Document (show)", you will see the PDF version that you uploaded.

From your EDAS homepage, you can see the status of your paper. Initially, when you are registered but yet to upload your paper, EDAS will highlight the paper with white color as pending, to show that no version of your paper PDF file has been uploaded yet. After your paper has been uploaded, the color indicating the status will change to yellow, and a confirmation e-mail will be sent to all authors.